

**Subject:** Keystone August Newsletter

**From:** Keystone Woodturners - Jim Kelly <jr\_kelly@hotmail.com>

**Date:** 8/13/2022, 9:45 AM

**To:** <mark@seaglass.us>



---

## Meeting Wednesday August 17 at 7:00.

The August Meeting will be a live demo at Joe's as well as Zoom.

Masks will not be required for in-person meeting, but [Proof of Vax Required for In-Person Attendance](#). **The Keystone board has adjusted the attendance policy accordingly, and will continue to do so following CDC guidance. The board wants all Keystone members to feel safe and comfortable when attending a meeting.**


**The ZOOM MEETING will be available to join at 6:30. To Join the ZOOM Meeting press [HERE](#)**

### Show and Tell


**This will be a Show and Tell meeting. If you haven't shown your work recently, now is the time! Show us what you've turned recently! Please send pictures to Thomas Scurto-Davis <TScurtoDavis@gmail.com>**

---

## July Demo - Bob Zrebiec - Segmented Woodturning



**This month, former Keystone Prez Bob Zrebiec will show us how he designs and constructs vessels using segmented woodturning. Bob will use as an example his 2022 Family Christmas Gift, a bowl featuring both Open and Closed segments in Walnut and Maple woods. He will show how it was conceived and the design tools used to prepare it for construction and the fixtures and tools used to construct it. Bob has been doing Segmented Woodturning for 4 years. Some of his work is shown here.**



---

**Looking for a New Home**



**WANTED-** Keystone is in the silent phase (please keep this hush-hush for now) of finding a new home. Ideally, we are looking for a space that can accommodate up to 50 people each month while storing all our lathe equipment and zoom gear. We estimate needing approximately 600-750 square feet minimum. It will need to be heated in the winter and cooled (Heaven's yes!) in the summer. Ideally it will have conveniently placed 110 outlets and maybe even have space for multiple lathes, a bandsaw etc. Best candidates are locations where we could trade our skills and ability to teach or share our skills with the public in exchange for space access each month between 5-11pm on the third Wednesday, rather than an ongoing rent situation. If you know of any suitable locations or have any ideas we should pursue please let Thomas Scurto-Davis know by sending him an email at [TScurtoDavis@gmail.com](mailto:TScurtoDavis@gmail.com).

### ***CLUBHOUSE LOCATION SEARCH COMMITTEE MEMBERS***

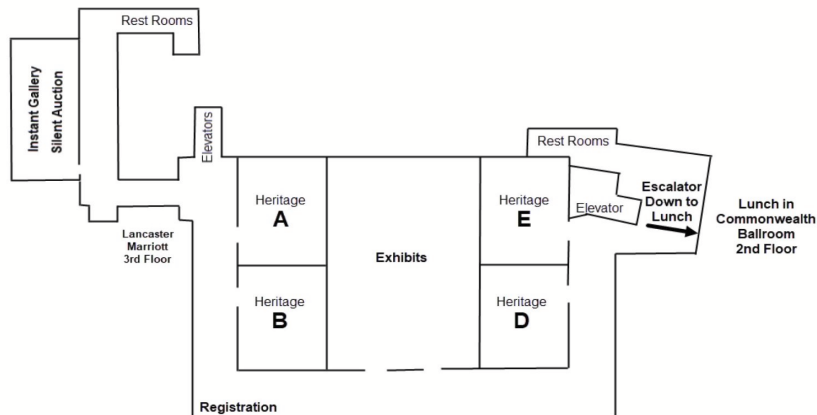
If you would be interested in serving on a Clubhouse Location Search Committee to help the club find its new home, please contact Thomas @ [tscurtodavis@gmail.com](mailto:tscurtodavis@gmail.com).



The Mid Atlantic Woodturning Symposium is a joint venture of 10 woodturning clubs in the Mid Atlantic region. Keystone Woodturners is a founding member, and pretty much swept the awards that last time it was held. The 2022 symposium will be held September 23-25 at the Lancaster Marriott. Below is a full roster of demonstrations by some of the top turners in the world.

2022 Mid Atlantic Woodturning Symposium

Friday Evening	Saturday						Sunday		
5:00p - 7:00p Instant Gallery Check In	Registration Open Heritage Prefunction 7:00am - 6:30pm Instant Gallery Open Hickory 7:30am - 7:00pm Tradeshow Open Heritage C 7:30am - 7:00pm						Registration 7:00am - 12:00pm Instant Gallery 7:30am - 10:15am Tradeshow 7:30am - 10:30am		
	Rotation 1 8:00 - 9:30	Rotation 2 10:15 - 11:45		Rotation 3 1:00 - 2:30	Rotation 4 3:00 - 4:30	Rotation 5 5:00 - 6:30	Rotation 6 8:00 - 9:30	Rotation 7 10:15 - 11:45	Closing Lunch 12:30 - 2:30
5:00p - 7:30p Trade Show & Registration Open	<b>A</b> Agar Bowl with Textured Lid and Off Center Finial	Agar Wall Piece	Women in Turning Meeting Lunch	Bowl with Textured Lid and Off Center Finial	Agar Viking Sunset Bowl	Winkle From Drab to Pizzazz Milk Paint and Surface Embellishment	Agar Wall Piece	Winkle From Drab to Pizzazz Milk Paint and Surface Embellishment	Included Lunch in Commonwealth Ballroom  Close Silent Auction  Prize Drawing You Must be Present to Win
	<b>B</b> Gardner Turn Hollow Forms Without Hollowing	Winkle Turning Small Stool		Winkle Turning a Wall Mirror	Gardner Surface Embellishment for Your Turnings	Gardner Hollow Form Without Hollowing	Gardner Surface Embellishment for Your Turnings	Gardner Turn a Shrink Box	
7:30p - 9:00p Meet the Demonstrators PowerPoint Presentation Find Out What They Will Be Demonstrating	<b>D</b> Niclot Sphere	Niclot Ploc! Multi Axis Drop		Niclot Miniature Teapot	Niclot Sphere	Tompkins Art of the Finial	Niclot Ploc! Multi Axis Drop	Tompkins Design Concepts for Woodturners	
	<b>E</b> Lopez Thin Stem Natural Edge Goblet from a Limb	Tompkins The Essential Cuts		Tompkins Art of the Finial	Lopez Square to Round Bowls, Vases and Hollow Forms	Lopez Thin Stem Natural Edge Goblet from a Limb	Lopez Square to Round Bowls, Vases and Hollow Forms	Lopez Square Wing Plate from 2X6	



Details for the Symposium can be found [HERE](#)  
See all of the Demonstration descriptions [HERE](#)

## **A few examples of demonstrations:**

**Keith Tompkins - The Essential Cuts.** In order to progress as a woodturner proficiency in the fundamentals of the craft must be mastered. This demonstration will show the fundamental cuts that can be performed with the bowl gouge, spindle gouge, and the skew chisel. Precise tool control and the ability to produce clean cuts will be emphasized. This presentation will greatly benefit turners who are experiencing problems with tool catches, excessive sanding due to torn grain, and constant “redesign” issues caused by lack of tool control. The importance of repeatable tool grinds will be covered as well. Those who attend this demonstration can begin to incorporate the cuts demonstrated and can expect dramatic improvements to their work.

**Mark Gardner - Turn hollow forms without the hollowing.** Cut it in half: Hollow forms turned through a small opening were always a challenge for me to turn. In this demo I'll show how I make hollow forms, using green wood, much like you make lidded boxes only I'll glue the lid back on. Not only is there less risk of turning through the side of your vessel but it is also easier to gauge the wall thickness as well as remove the shavings from the inside. I'll focus on techniques for making a precise joint to help ensure that the piece stays together as it dries. Time will be spent demonstrating various ways to then hide the seam in your vessel. This vessel will also have handles.

---

## **Keystone Mentoring Program**

**Keystone Woodturners offers a mentoring program to members. An experienced club member will hold a 1/2 day class held at Joe's shop. Details can be found [HERE](#) on the Keystone**



website.

If you have skills that you would like to offer as a mentor, contact Mark Hall at [mark@seaglass.us](mailto:mark@seaglass.us) and he will add you to the list.

---

## Getting Started, But Don't Know Where To Turn?



Do you want to be a woodturner, but don't know where to start? Longtime Keystone turner and demonstrator Mike Kuterbach is willing to spend a half day either in your shop or at the club shop. Topics include: Tools, sharpening, wood selection, basic cuts, easy projects, quick finishes, anything else you want to learn. This is a quick way to jumpstart your entry into woodturning. It will be designed for the complete beginner but all are welcome. Contact Mike Kuterbach 610-757-5703 or [mlkuterbach@gmail.com](mailto:mlkuterbach@gmail.com).

---

## Coatesville VA Hospital Turning Center Opportunities




**Keystone Woodturners is partnering with the Coatesville VA Hospital, developing a woodturning program as a source of behavioral therapy for their veteran residents. The project has been progressing nicely, and we've gotten all the equipment and are ready to start lining up teachers/projects.**

**They are starting with two stations and will expand to three if there is enough interest. The project has been progressing and we've got all the equipment and are ready to start lining up teachers/projects.**

**Anyone interested in helping out with teaching or projects should contact Thomas ([tscurtodavis@gmail.com](mailto:tscurtodavis@gmail.com)). As this is a hospital, all volunteers will have to follow the current CDC guidelines for working in an hospital setting which includes being fully vaxed and wearing masks.**

---

**Help  
Wanted!**



# AUDIO-VISUAL

## team

We need help! We are seeking folks who are willing to learn the roles around hybrid meetings so that we can have backups for those who've been running all the technical aspects of these hybrid meetings for the last 2 1/2 years. These folks need a break too and it would be nice to have some volunteers step up and be willing to learn so that the regular crew can go on vacations and just breath.

Please reach out to Thomas Scurto-Davis (tscurtodavis@gmail.com) or Mark Hall (mark@seaglass.us) if you can help. Thank You. Thank You Very Much!

---

### ZOOM Info

Thomas Scurto-Davis is inviting you to a scheduled Zoom meeting.

Topic: Keystone Woodturners

Please download and import the following iCalendar (.ics) files to your calendar system.

Monthly: <https://lasalle.zoom.us/meeting>

[/tZAldeugqD4qH9yeeLzrwpV48\\_FMk5Qk72Be](https://lasalle.zoom.us/j/9876543210)

[/ics?icsToken=98tyKuGspjkoEtKQsByPRpwlGojoa\\_zwpiVfgvpEmRrJGTJecjWibt1kH7kqldOH](https://lasalle.zoom.us/j/9876543210)



## Join Zoom Meeting

<https://lasalle.zoom.us>

[/j/84822865058?pwd=aW1hTkpXaTJiK1pPWG5adHdjMnRlZz09](https://lasalle.zoom.us/j/84822865058?pwd=aW1hTkpXaTJiK1pPWG5adHdjMnRlZz09)

**Meeting ID: 848 2286 5058**

**Passcode: 180766**

---

We welcome suggestions and items for the newsletter.  
If you are scheduled for a show or displaying your work somewhere, let us know so  
we can add it to the newsletter.

[Jim Kelly](#), Secretary

[Rob Podbielski](#), Membership Director



---

*Copyright © 2022 Mark Hall, All rights reserved.*  
Keystone Woodturners

**Our mailing address is:**

Mark Hall  
505 Reeds Rd  
Downingtown, Pa 19335

[Add us to your address book](#)

Want to change how you receive these emails?  
[You can update your preferences](#) or [unsubscribe from this list](#)

